

Petrorays PRODUCTS Co

126/128, Nagdevi street, 2nd Floor, Mumbai - 400 003. India
 Phone: (022) 6634 9695 / 2340 3706 / 2346 3492 Fax: +91 (022) 2340 3706
 Email: info@chiragtechno.com www.chiragtechno.com

A COMPLETE RANGE OF NON - ASBESTOS GLAND PACKINGS


STYLE No : 11 & 12

PTFE UNIVERSAL SOFT & FLEXIBLE PACKINGS

Construction: Extruded soft packing made form PTFE & High Temperature Lubricant. Available in round & square section

Applications: Suitable for pumps, valves & many other static applications Due to the chemical inertness of PTFE it can be used with all substances. Offers excellent sealing when used in place of gaskets or jointing in flanges in almost all type of industries

Technical Parameters:	Temperature	- 100°C to +260°C
	pH Range	0 - 14
	Pressure	20 Kg/Cm ²
	Shaft Speed	4 Meters / Second



RECOMMENDED SERVICE MEDIAS

Water	✓	Acidic Gas	✓	Concentrated Alkalis	✓	Mineral Oil & Grease	✓
Steam	✓	Volatile Hydrocarbon	✓	Solvents	✓	Paint Varnish	✗
Hydrogen	✓	Neutral Solutions	✓	Amines & Nitrates	✓	Bitumen	✓
Oxygen		Concentrated Acids	✓	Synthetic oils	✓	Abrasive media	✓

✓	Recommended	✗	Limited Recommendable
---	-------------	---	-----------------------

All Trademarks used are properties of there respective owners.

All technical information & recommendations given are based on our experiences. However we do not undertake any legal responsibilities for the same. The customer is ac to check information data & results. Since the performance of a packings can be judged only through evaluating on site.

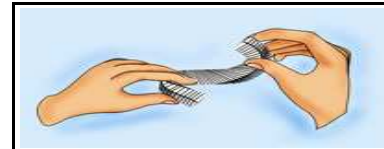
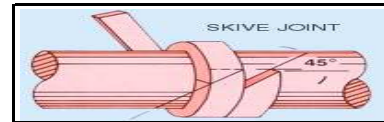
Petrorays PRODUCTS Co

126/128, Nagdevi street, 2nd Floor, Mumbai - 400 003. India
 Phone: (022) 6634 9695 / 2340 3706 / 2346 3492 Fax: +91 (022) 2340 3706
 Email: info@chiragtechno.com www.chiragtechno.com

A COMPLETE RANGE OF NON - ASBESTOS GLAND PACKINGS

INSTALLATIONS INSTRUCTIONS FOR PACKINGS

1	When rings are to be formed from continuous length of packing, spirally wrap the packing around a rod of diameter equivalent to the valve spindle. Cut the required number of rings to fill the packing space, with a sharp knife to obtain good butt joints.
2	Remove all old packing carefully.
3	Clean properly all the surfaces that will be in constant contact with the packing and if possible apply lubricant. Check gland and neck bushes and spindle or shaft surface for wear and repair if necessary.
4	Place the first ring around the spindle or shaft by opening to an "s" configuration to ensure that the ring is not damaged.
5	First partially enter both ends of the first ring simultaneously into the stuffing box and then insert the remaining part of the rings. After that firmly push it to the bottom of the stuffing box. Assist with split sleeve
6	Similarly insert other rings and ensure that the joints are at 90°. N.B: rings must be fitted individually and not as a set



FOR PUMPS APPLICATIONS

1	When all the rings have been fitted to fill the stuffing box, fit the gland follower and tighten the gland nuts to level the gland spigot. Tighten up to finger tightness only, then turn nut by one or two thread, loose it back & again tighten up to finger tightness again. (when storage is anticipated the gland should be left slack.) DO NOT OVERTIGHTEN.
2	Run pump up to operating speed for 10 to 15 minutes. If there is no leakage, stop pump, and loosen gland further. Repeat until leakage occurs. The controlled leakage, essential for lubrications purpose, can then be obtained by running the pump and evenly tightening the gland nut in increments of two threads until approximately one drop every few seconds is obtained. Approximately 15 minutes should be left between successive adjustments.

FOR VALVES

1	When all the rings have been fitted to fill the stuffing box, fit the gland follower and tighten the gland nuts to level the gland spigot. Tighten evenly until spindle has been tightly gripped then ease off the gland nuts so that the spindle will just turn. The system pressure can now be introduced.
2	After a few hours service it is advisable to check the gland adjustment for any looseness that may have taken place due to initial setting in.

A COMPLETE RANGE OF NON - ASBESTOS GLAND PACKINGS

INSTALLATIONS INSTRUCTIONS FOR PACKINGS

CALCULATIONS HELP

1	Calculate Gland packing ring length = $\frac{OD + ID}{2}$
2	Shaft Speed conversion (Metric English) = Shaft speed = $\frac{\text{Shaft diameter}}{\text{Constant}}$ (rpm)
3	Calculate the stuffing box volume of CMS 2000 = $(OD^2 - ID^2) \times (0.7854) \times \frac{(OD - ID)}{2}$ (r-2)